



Training of Trainers Workshop

Reference Centres and Regional Partners in the
Performance Review and Assessment of
Implementation of the Strategy (PRAIS) Project

31 May – 4 June 2010, FAO Rome



Day 3 - Session 4 – Practical session on the use of the reporting templates

Next is a practical demonstration on the use of the PRAIS portal for online reporting on performance indicators.

Before start reporting.....

- ☞ Did you read the **explanatory texts** provided for each indicator, including, eventually, relevant background documents as ICCD/CRIC(8)/5/Add. 1 and Add.2?
- ☞ Did you consult **the glossary** to get the precise meaning of the terms/concepts used in the templates and questions?



Day 3 - Session 4 – Practical session on the use of the reporting templates

If you know exactly what you are reporting about and if you feel confident with the terminology used, you can proceed.

The online reporting tool of PRAIS allows you to start the UNCCD reporting process on any performance indicator (no compulsory order), at any time.

The reporting foresees three types of input:

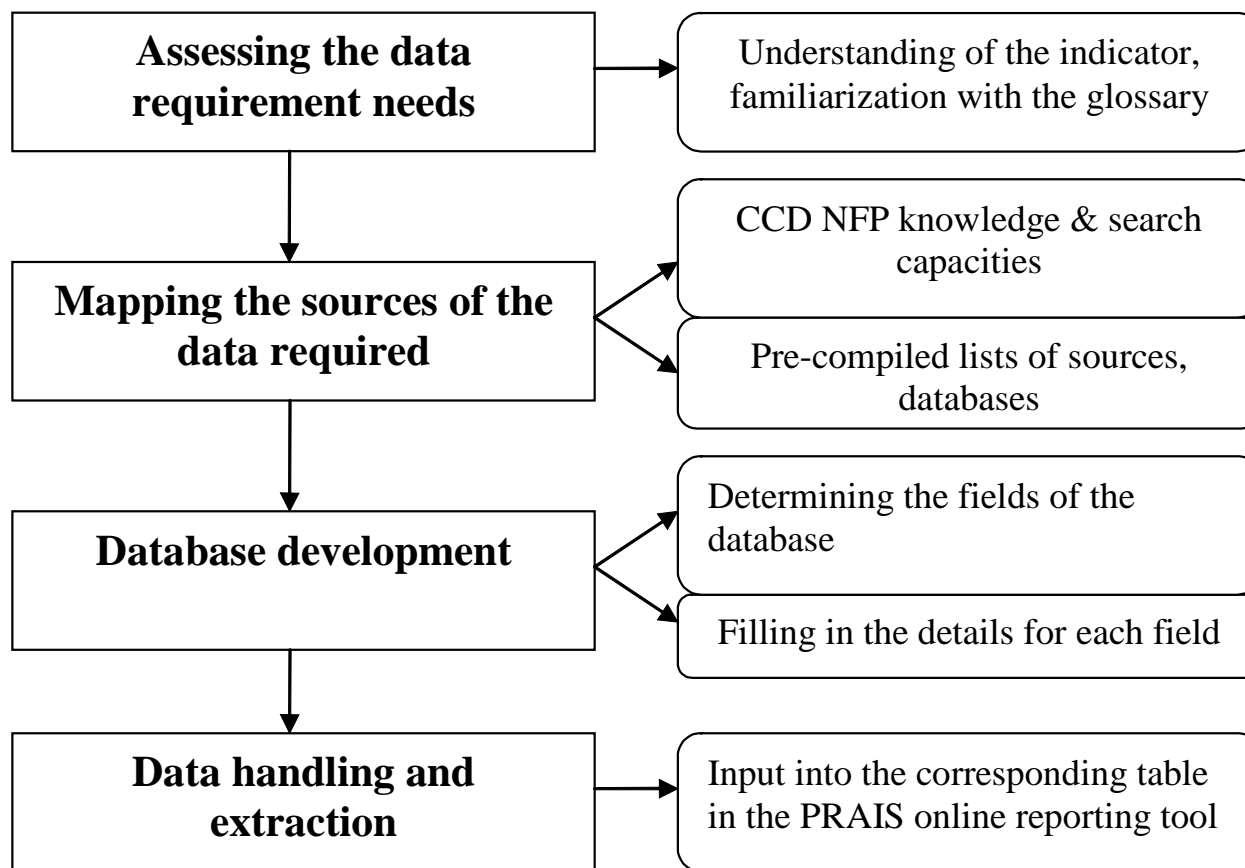
- **selection of multiple choices**
- **narrative information (free text)**
- **quantitative data (numbers in tables)**

Day 3 - Session 4 – Practical session on the use of the reporting templates

- **Multiple choices** imply the selection of standard replies.
- Standard replies may give you two different options:
 - only one selection is possible
 - multiple selection is possible
- One selection is due for the 'yes/no' replies and for the rating of replies in the qualitative assessment of the indicators (not important, important, very important).
- When a multiple selection is possible, a free text box is also provided to report on options that are not included in the standard replies. This **narrative information** needs to be limited in length. The maximum length allowed is specified in brackets.

Day 3 - Session 4 – Practical session on the use of the reporting templates

Determining the quantitative data to be inputted into tables requires some background work.



Day 3 - Session 4 – Practical session on the use of the reporting templates

In particular, this background work is needed for the following indicators:

CONS-O-1	2 tables
CONS-O-3	1 table
CONS-O-4	1 table
CONS-O-13	1 table
CONS-O-17	2 tables
CONS-O-18	1 table

Next are a few concrete examples of the type of information to be considered for some of the indicators and suggestions on how to develop simple databases underpinning the data to be included in the templates.



Day 3 - Session 4 –
Practical session on the use of the reporting templates

***CONCRETE EXAMPLES OF DATA AND
INFORMATION NEEDED***

CONS-O-1 example

EXAMPLE 1:

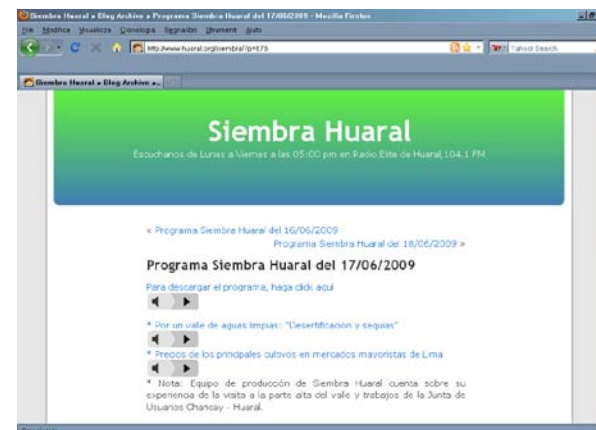
Third African Drought Adaptation Forum (September 17-19, 2008, Addis Ababa, Ethiopia). It brought together some 80 policy makers, government officials, UN agencies, donors, practitioners from local and international NGO's and CBO's, the media and applied researchers from around Africa, and the Arab states

Extracted from: <http://www.undp.org/drylands/drought-workshop-o8.html>

DLDD-related information event organized in-country (Ethiopia) by an organization (UNDP) that is likely to report to the UNCCD on a voluntary basis > not to be reported by the UNCCD national focal point but coordination with UNDP required to avoid no-reporting or double-reporting.



CONS-O-1 example



EXAMPLE 2:

Radio broadcasting on DLDD-related topics:

*Programa Siembra Huaral del 17/06/2009. * Por un valle de aguas limpias: "Desertificación y sequías"*

Source: <http://www.huaral.org/siembra/?p=876>

ICT and media, including DLDD-related radio programmes, are used for community sharing and knowledge development within The Huaral Valley Project (Peru) > the project is a possible 'data source' for information related to CONS-O-1, to be reported by the UNCCD national focal point.

CONS-O-1 example

EXAMPLE 3:

Rays of Hope in the Darkness of Drought

This film shows drinking water supply systems in various villages in India, Nalgonda district. Problems like scarcity and fluoride are presented. Social control, raising awareness and rules and regulations are suggested options to cope with these problems. Two NGOs explain how defluoridation filters help local communities with purifying their drinking water.

Extracted from:

http://www.thewaterchannel.tv/index.php?Itemid=53&option=com_hwdvideoshare&task=viewvideo&video_id=155

The 'water channel' is a dedicated web-based video channel on water, hosting and promoting videos from several sources. The one from the Andhra Pradesh Rural Livelihoods Project (India) addresses DLDD-issues and is a possible 'data source' for information related to CONS-O-1 > relevant media products are to be reported by the UNCCD national focal point.



CONS-O-3 example

EXAMPLE 4:

Scoping study on western China desertification

Project ID:

ADP/2007/090

Commissioned Organisation:

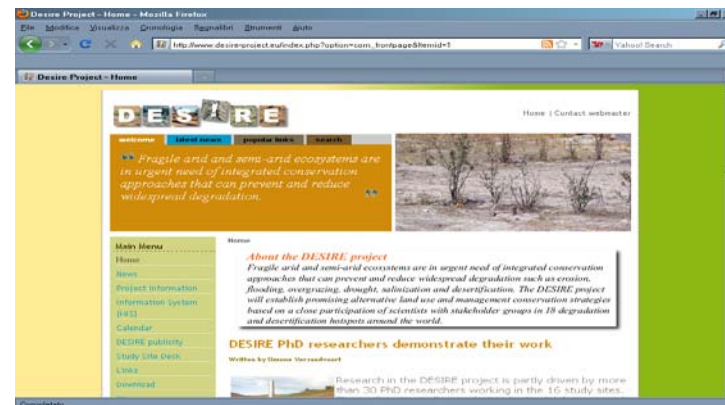
Australian National University, Australia

Extracted from: <http://aciur.gov.au/project/ADP/2007/090>



DLDD-related project where the implementing organization is a Science and Technology Institution (The Australian National University) > to be reported by the UNCCD national focal point of China, where the scoping study took place

CONS-O-3 example



EXAMPLE 5:

Source: http://www.desire-project.eu/index.php?option=com_frontpage&Itemid=1

DESIRE is a research-project on arid and semi-arid ecosystems funded under the EU 6th Framework Programme. The project brings together research institutes and NGOs from around the world > to be reported by the UNCCD national focal points of those countries where the project is implemented, if one or more national CSOs/STIs are involved.

CONS-O-4 example

EXAMPLE 6:

Source: <http://english.tema.org.tr/OurWork/Education.htm>

The education programme of the Turkish Foundation for Combating Soil Erosion, for Reforestation and the Protection of Natural Habitats (TEMA) includes teachers training, curriculum building, student field trips and adult education > these initiatives are to be reported by the UNCCD national focal point as ONE initiative under the 'non-formal education' section.



CONS-O-4 example

EXAMPLE 7:



Source: <http://english.tema.org.tr/OurWork/Education.htm>

DLDD-related courses offered by national universities. Makerere University in Uganda offers within its Faculty of Agriculture undergraduate courses, MSc and PhD in DLDD-related issues > to be reported by the UNCCD national focal point as ONE initiative under the 'formal education' section

CONS-O-13 example

EXAMPLE 8:

Capacity Building in and Mainstreaming of Sustainable Land Management (SLM)

Extracted from: <http://www.bb.undp.org/index.php?page=capacity-building>



DLDD-related capacity building initiative at the regional level (Barbados and the OECS). Under the LDC-SIDS Portfolio Project for SLM, the GEF provides support to 6 countries (Barbados, Dominica, Grenada, St. Kitts-Nevis, St. Lucia, and St. Vincent and the Grenadines), each receiving US\$500,000 to strengthen capacity in government, civil society and private sector institutions.
> to be reported by the UNCCD national focal points of the involved countries.

CONS-O-17 example

EXAMPLE 9:

The NFP of Burkina Faso has submitted to the UNCCD 11 PPSs. In each PPS, under section 10, the NFP has specified if the programme/project is on the pipeline, ongoing or completed. Of these 11 programme/projects:

- 11 were submitted in 2008 – 09 or before (2005, 2006 and 2007);*
- 1 was submitted in 2008 – 09, approved in the same biennium and completed in the same biennium;*
- 5 were approved in 2008- 09 and were still ongoing at the end of 2009;*
- at the end of 2009, 5 were still in the pipeline (no formal rejection received).*

Thus, in the reporting biennium:

- 5 are the projects in the pipeline column*
- 6 are the projects in the 'ongoing' column*
- the total amount raised is the sum of the amounts of the 6 'ongoing' projects*



Day 3 - Session 4 –
Practical session on the use of the reporting templates

EXAMPLES OF DATABASES

CONS-O-17 example

EXAMPLE 10:

title	submission date	pipeline in 2008 - 09?	completed in 2008 - 09	ongoing in 2008 - 09?	Amount	Currency	converted into USD
Combating DL	5 may 2006	x					
Water conserv	7 aug 2008			x	25000	EUR	33750
Capacity buidl	03-Nov-08			x	274000	USD	274000
Natural resour	17 sep 2009			x	13000	USD	13000
Soil conservati	7 May 2005	x					
Sustainable ag	8 oct 2008	x					
Land suitability	Nov-07			x	543000	USD	543000
Training for scl	18 aug 2008		x		7837	USD	7837
Supporting the	4 dec 2009	x					
SLM technolog	02-Feb-09	x					
Dry land educ	29-Mar-09			x	78356	EUR	105780
	Sum 2008 - 09	5	1	5			977367

CONS-O-17 example: input to PRAIS

EXAMPLE 11:

Performance indicator CONS-O-17 for Outcome 5.3 - Mozilla Firefox

File Modifica Visualizza Cronologia Segnalibri Strumenti Aiuto

http://prais-phase1.unccd.int/Question/ViewQuestion/ACP_PI_05_CONS-O-17_5.3_PROPOSA

UNCCD - United Nations Convention... UNCCD - United Nations Convention... Performance indicator CONS-O-17

+ Programming and Project Sheet
+ Additional Information
+ Best Practices

0%
0%

Last Updated: Question Status In Progress Save Reset Next

Number of project proposals submitted (pipeline) and ongoing, by biennium

Biennium	submitted (pipeline)	ongoing
2008-2009	<input type="text" value="5"/>	<input type="text" value="6"/>
2010-2011		
2012-2013		
2014-2015		
2016-2017		

Number of project proposals submitted (pipeline) and ongoing, by biennium

Amount of funds raised, by biennium

National contribution to the target

Qualitative assessment

UNCCD

gef

UNEP WCMC

THE GLOBAL MECHANISM
UNITED NATIONS CONVENTION
TO COMBAT DESERTIFICATION

UNEP

© 2010 PRAIS

Completato

CONS-O-17 example: input to PRAIS

EXAMPLE 12:

Performance indicator CONS-O-17 for Outcome 5.3 - Mozilla Firefox

File Modifica Visualizza Cronologia Segnalibri Strumenti Aiuto

http://prais-phase1.unccd.int/Question/ViewQuestion/ACP_PI_05_CONS-O-17_5.3_FUNDS

UNCCD - United Nations Conventio... UNCCD - United Nations Conventio... Performance indicator CONS-

+ Best Practices 0%

Last Updated: 30/05/2010 16:57 Question Status In Progress Save Reset Next

Number of project proposals submitted (pipeline) and ongoing, by biennium

Amount of funds raised, by biennium

National contribution to the target

Qualitative assessment

Amount of funds raised, by biennium

You can find the amount of funds raised for the ongoing projects in the corresponding SFAs. Sum these amounts and give the total in the below table.

Biennium	Total amount
2008-2009	--Select One-- USD 977367
2010-2011	
2012-2013	
2014-2015	
2016-2017	

UN UNCCD gef UNEP WCMC THE GLOBAL MECHANISM UNITED NATIONS CONVENTION TO COMBAT DESERTIFICATION UNEP

© 2010 PRAIS

Completato

EXAMPLE 13:

source	URL	contact	information event	type of event	year	dates	place	In?	estimated participants	Comments
The New Vision website	http://www.newvision.co.ug/	Ms. Mugisa	sensitisation workshop for journalists	workshop	2008	17 sep	Kampala	x	35	
Uganda Christian University	http://ucw.ac.ug/	Mr.Muoma	Agro-biodiversity and Biotechnology Program Project monitoring and evaluation Workshop on drought Tolerant Maize Project	workshop	2009	4-8 aug	Kampala	x	80	
Relief Web	http://reliefweb.org/	Ms. Sekyewa	Regional drought decision planning and coordination Workshop	workshop	2008	18 -22 aug	Moroto	x	160	
United Nations Department of Economic and Social Affairs	http://www.un.org/News/Press/docs/2008/may/20080507.drought.html		Press Conference by Emergency Relief Coordinator	press conference	2008	7 May	Kampala	x	123	
IAHR Africa Division	http://www.iahr.net/		Int. Symposium on Water the Lifeblood of Africa	symposium	2008	8-12 oct	Kampala	x	342	
Makerere University	http://maail.com/	Byarujali	Conference on Ecology and Sustainable Natural Resource Management for Development	conference	2009	nov	Mweya, Queen Elizabeth National Park Uganda,	x	94	
			SUM 2009		2				174	
			SUM 2008		4				660	

CONS-O-1 example: input to PRAIS

EXAMPLE 14:

